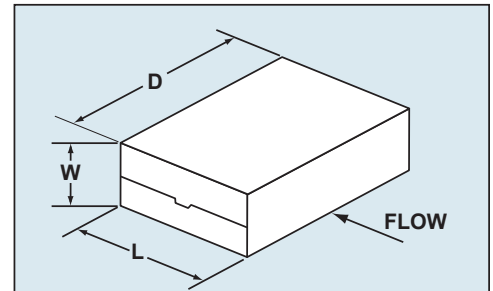





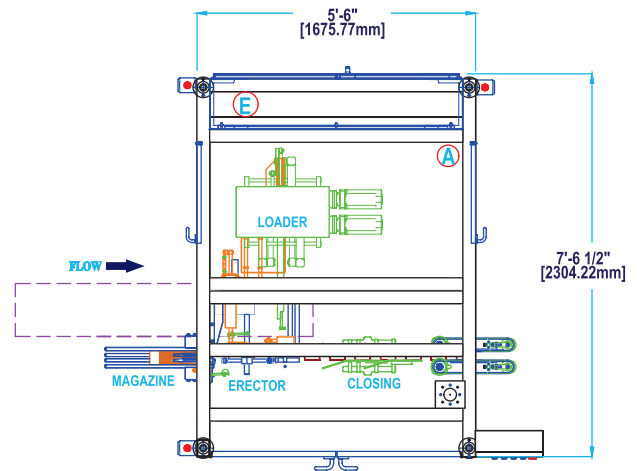
> P150 Intermittent Motion Cartoner



Carton Range	Length	Width	Depth
Minimum	³ / ₄ " 19.1 mm	¹ / ₂ " 12.7 mm	2 ¹ / ₂ " 63.5 mm
Maximum	4" 101.6mm	3" 76.2 mm	7" 177.8 mm
Max. Speed	80 Cartons/Min.		

FEATURES AND BENEFITS

- Balcony design
- Compact footprint
- Available in stainless steel construction
- Ergonomic design—18" maximum reach
- Outboard belt drives—low noise, longer life
- Orbital carton erector with positive carton prebreak feature
- Fast and accurate changeover—less than 10 minutes
- Low maintenance—easy access to all components for easy maintenance



Standard Range Floorplan


- User friendly—fewer parts to time in
- Tuck or glue closing




SERPA™

P150 INTERMITTENT MOTION CARTONER


APPLICATION EXAMPLES




READY TO INTEGRATE WITH



HIGH SPEED INSERT FEEDING SYSTEM



TAMPER-EVIDENT LABELER



CASE PACKER

ABOUT SERPA

Founded in 1985, Serpa designs and manufactures cartoners, sleeves, case & tray packers, robotic palletizers, and auxiliary packaging equipment for the pharmaceutical, medical device, nutraceutical, food, beverage, personal care, cosmetic, household, and industrial markets. A ProMach brand since 2021.



PHONE
559.651.2339

EMAIL
serpa.info@promachbuilt.com

WEB
serpapakaging.com

LOCATION
7020 W Sunnyview Ave, Visalia, California, USA